

Did you take the cap off your plastic jugs and bottles? Did you rinse out your tin cans? How about flattening and cutting down your oversized corrugated cardboard? And what about all that junk mail; did you throw it in your green bin instead of in the trash?

Whether your town provides pick-up service, your household contracts with a private hauler, or you choose to drop your recyclables off at a local transfer station or at the Central Landfill, recycling is something anyone can do. And it's so easy!

We know Rhode Islanders already believe in recycling because the Materials Recycling Facility in Johnston processes 160 million pounds of newspapers, glass, aluminum, tin cans, and plastic bottles. Each day 175 trucks drop off materials and the facility processes approximately 325 tons per day. And even with that, we could be recycling more. In fact, 60% of the trash generated by an average household is recyclable. To help you collect more recyclables and fill your GREEN and BLUE BINS properly, refer to the chart of information inside this brochure. Whether you're learning or improving your habits, Resource Recovery encourages you to contact us if you have questions or want tips on separating your recyclables.

Directions to the Central Landfill

Location

65 Shun Pike, Johnston, Rhode Island

Hours

Monday-Friday 6:00 A.M. – 3:45 P.M.

Saturday 6:00 A.M. – 12:00 NOON

From Providence

Take Rte. 6 West to 295 South. Take Exit 4/ Plainfield Pike. Turn right, follow for 1.5 miles to Green Hill Road. Turn right, follow approx. 1 mile to Central Landfill Complex.*

Traveling on 95 South (and all points north)

Take 95 South to Exit 14/Rte. 37 West to 295 North. Go about 5 miles to Exit 4/Plainfield Pike. Turn left at end of exit onto Plainfield Pike, follow for 1.5 miles to Green Hill Road. Turn right, follow approx. 1 mile to Central Landfill Complex.*

Traveling on 95 North (and all points south)

Take 95 North to 295 North. Go about 5 miles to Exit 4/Plainfield Pike. Turn left, follow for 1.5 miles to Green Hill Road. Turn right, follow approx. 1 mile to Central Landfill Complex.*

*At Central Landfill Complex

Turn into entrance, pass guard house and follow road to the scale house. The attendant will direct you to the recycling area, where you will be directed to the appropriate container(s).




RHODE ISLAND
RESOURCE RECOVERY
CORPORATION

Recycling Department

65 Shun Pike, Johnston, RI 02919
Phone: 401-942-1430 X775
www.rirrc.org

The Rhode Island Resource Recovery Corporation (RIRRC) is a non-profit, quasi-public agency that was created by the General Assembly in 1974 to serve the solid waste management needs of the state. RIRRC is dedicated to reducing reliance on landfilling through resource conservation programs such as waste reduction, recycling and composting.

 Printed on recycled paper, of course.
7/02








How to Recycle

Blue bin, green bin and other recyclables






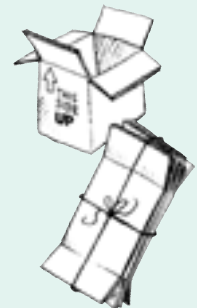
RHODE ISLAND
RESOURCE RECOVERY
CORPORATION


For Your Blue Bin

	EXAMPLES	HOW TO	EXCEPTIONS
 <p>Tin/Aluminum, Scrap Metal</p>	<ul style="list-style-type: none"> Aluminum & tin cans Foil & pie plates Empty steel aerosol cans Empty latex paint cans Scrap metal Toasters, irons Wire hangers 	Rinse cans. No need to remove labels. A thin skin of dry latex paint in can or on lid is okay.	<ul style="list-style-type: none"> No scrap metal longer than 3 ft. or heavier than 35 lbs. No oil-based paint cans No hypodermic needles
 <p>Glass Bottles, Jars</p>	<ul style="list-style-type: none"> Mayonnaise jars Wine bottles Beer bottles Applesauce jars Spaghetti sauce jars Salsa jars Vinegar bottles Baby food jars 	Rinse. Remove caps and lids. Plastic lids not recyclable, okay to recycle metal lids. No need to remove paper or plastic labels.	<ul style="list-style-type: none"> No broken glass No cups, dishes, glass windows, plates, Pyrex™, ceramics, mirrors, lightbulbs, crystal
 <p>Plastic Bottles, Jugs</p>	<ul style="list-style-type: none"> All plastic bottles and jugs with the ♻️ symbol on the bottom Soda & juice bottles Salad dressing bottles Shampoo bottles Window cleaner 	Rinse. Remove caps and lids. Plastic lids not recyclable, okay to recycle metal lids. No need to remove paper or plastic labels.	<ul style="list-style-type: none"> No plastic shopping bags No plastic food wrap, no potato chip & sandwich bags No Styrofoam® No plastics with symbols ♻️ through ♻️ or ♻️ symbols No plastic tubs (yogurt, margarine, ice cream) No automotive fluid bottles (oil, antifreeze, brake fluid)
 <p>Plastic Bottles, Jugs</p>	<ul style="list-style-type: none"> Colored and uncolored bottles with the ♻️ symbol on the bottom Milk jugs Detergent bottles Juice bottles Saline solution bottles Fabric softener & bleach bottles 		
 <p>Milk Cartons, Drink Boxes</p>	<ul style="list-style-type: none"> Milk and juice cartons Juice boxes Flavored milk boxes Cream and creamer containers 	Rinse. Throw away straws.	<ul style="list-style-type: none"> No refrigerated or frozen food boxes No ice cream boxes No TV dinner containers No margarine boxes No cream cheese boxes



For Your Green Bin

	EXAMPLES	HOW TO	EXCEPTIONS
 <p>Mixed Paper</p>	<ul style="list-style-type: none"> Mail, envelopes (windows ok) Magazines, catalogs Phonebooks Writing/ledger paper Paperbacks Paper bags Greeting cards Wrapping paper Shredded paper Fax paper Computer paper 	Place in green bin. All mixed paper and thin cardboard can be mixed together. Use paper bags for excess materials.	<ul style="list-style-type: none"> No paper towels, facial tissues, napkins No cigarette packs No candy wrappers No waxed or plastic-coated paper No wrapping tissue paper No foil wrapping paper
 <p>Thin Cardboard</p>	<ul style="list-style-type: none"> All thin cardboard Shoe boxes Cereal boxes Pasta boxes (window ok) Toilet paper rolls Gift boxes Cake mix boxes Toothpaste boxes Tissue boxes Paper egg cartons 	Place in green bin with mixed paper, but throw away package plastic or wax liners.	<ul style="list-style-type: none"> No take-out or frozen food boxes No soda or beer packaging No soap or laundry detergent boxes No boxes with silver or foil coatings Nothing dirty, greasy or plastic-coated
 <p>Newspapers</p>	<ul style="list-style-type: none"> All newspapers, ads and inserts 	Set out in brown paper bags or tied with string.	<ul style="list-style-type: none"> Do not put in a plastic bag!
 <p>Corrugated Cardboard</p>	<ul style="list-style-type: none"> Boxes and other corrugated cardboard (smooth on the outside, wavy in the middle). 	Small boxes go right in bin. Flatten larger pieces, and if necessary cut down to be no larger than 3 feet long or wide. Tie bundles with string. Place next to bin.	<ul style="list-style-type: none"> No cardboard larger than 3 feet No dirty or greasy cardboard No pizza boxes



Other Recyclables

Proper Collection and Disposal of Special Materials

The following materials may be brought to the Central Landfill. You may also contact your city or town department or public works for scheduled pick-up of these items. Some pose hazards when not disposed of properly, while others may be recycled. It is recommended you call either the Central Landfill or your local transfer station in advance to check on current fees for some items and to review proper drop-off procedures.

Appliances and Other Scrap Metals including air conditioning units, washers, dryers, and refrigerators are collected at specially designated areas at the landfill for a nominal fee.

Automobile Tires and Batteries may be dropped off at the landfill for a fee.

Yard Trimmings such as leaves, garden trimmings and grass clippings, which Resource Recovery composts and uses for proper landfill management coverings.

Clothing and shoes including towels, linens, curtains and handbags – in good condition, cleaned and wrapped in protective bags – may be brought to charitable organizations. Contact your local public works department to arrange for pick-up. The Central Landfill does not provide collection for these items.

Computers and Electronic Parts Collections including peripheral equipment, such as printers and computer monitors on scheduled Saturdays or by appointment may be brought to the Central Landfill. Some of the equipment contains environmentally hazardous materials, therefore landfill disposal is not an option. Special collection dates and locations are also available around the state; contact Resource Recovery for information about the next event.

Household hazardous waste (HHW) should not be thrown in the trash or put in your recycling bins. HHW refers to products that list: CAUTION, DANGER, WARNING, POISONOUS on their labels. Request an Eco-Depot brochure or visit our web site for a complete list. Resource Recovery manages the Eco-Depot at the Central Landfill, which offers by appointment drop-offs on scheduled Saturdays. The service is offered FREE to Rhode Island residents.

Items listed for collection in your GREEN AND BLUE BINS may be dropped off at the Central Landfill at no charge. If you have curbside service, please follow these guidelines to assist your hauler and Resource Recovery with proper preparation of materials for recycling.

More Questions?

Do you need new or additional recycling bins? Are you interested in learning about what happens to your recyclables once you empty your green and blue bins? Looking for more general information about recycling? Call 942-1430 X775 or visit www.rirc.org for answers to your questions.